

2013 COOPERATIVE PROGRAM EMPHASIS

Student Sunday School Lesson

by Ken Lasater

Easy prep for the lesson

1. Make enough copies of the, "DUTY ROSTER Cards" for each student to have one card.
2. Make copies of "On GIVING" and "On COOPERATION" for each student, if you choose.
3. Have chalk or whiteboard markers available for the "pie-chart exercise" in section 2, or make copies of the chart for the students.
4. Secure a hula hoop and round table.
5. Gather information about your church before teaching this week's lesson. Contact your church leadership to acquire the following information to share with your class.
 - a. The amount or percent of your church's budget which is sent to the Cooperative Program to involve them in the ministry and missions supported through the SBTC, SBC, IMB and NAMB.
 - b. Compile a list of the opportunities which exist through your church to involve the students in mission efforts (VBS, mission trips, apartment ministries, food and clothing distribution, Backyard Bible Clubs, ESL classes, community outreach, block parties, etc.)

Lesson in a nutshell:

God expects believers to "Go", "Make baptized disciples", and "Teach them to obey His commands." We can best complete these actions when we work cooperatively.

In this lesson students will:

1. Understand and personalize the expectations of Matthew 28:19-20.
2. Enjoy the learning exercise, DUTY ROSTER, challenging students to perform multiple tasks.
3. Review the challenges of reaching over 7 billion lost people.
4. Learn how the SBC Cooperative Program is a great tool for accomplishing the tasks of Matthew 28:19-20.
5. Learn how their church is involved and how they can personally participate in the Cooperative Program.

Key scripture passage - Focal passage Matthew 28:19-20.

Lesson Outline:

- A. God has assigned a task to every believer, as expressed in Matthew 28:19-20.
 1. Play the game, DUTY ROSTER
 2. Study the passage.
- B. Understanding the needs of the world - The Task is Big.
 1. Measuring the task.
 2. Pie-chart of the lost world vs. available laborers
 3. Light loads versus Heavy loads - learning activity
- C. You can work with others, in obedience, to accomplish this big task.
 1. What does the Bible say about "GIVING"? (use, "on GIVING" worksheet)
 2. What does the Bible say about "COOPERATION"? (use, "on COOPERATION" worksheet)
 3. What is the Southern Baptist Convention's Cooperative Program?
 4. VIDEO - Find at www.whatiscp.com in the resources
- D. Your church's involvement.

2013 CP Student Lesson - TEACHING OUTLINE

1. God has assigned a task to YOU.

- A. Play the game, DUTY ROSTER, with your group.
- B. After playing the game, discuss the following:
 - * In the game, DUTY ROSTER, you had to accomplish at least three tasks while working with others.
 - * What were some of the challenges you faced or decisions you made?
 - * How did you overcome those challenges?
 - * Did anyone discover a way to make your tasks work better?

Mention that today's lesson focuses on three tasks, three duties, which are assigned to all believers from the Great Commission -- Matthew 28:19-20. All three tasks must take place at the same time. We will learn how it becomes easier to accomplish these three tasks if we work together with others.

- C. Display the passage (display poster 1) or let the students find it in their Bibles.
- D. Read aloud the following passage - Matthew 28:19-20
- E. Identify the three tasks which are commanded in that passage (display poster 2.)
- F. Restate that each believer is commanded to accomplish the three tasks that are found in Matthew 28:19-20.

2. The task is BIG.

- A. Measuring the task.
 - Ask, "How do you, as one individual person, reach about 7 billion people?"
 - Share with your students that, as of January 2013, the Southern Baptists currently have just over 4880 career missionaries on the field outside of the US, scattered in various countries around the world. In addition, there are just over 3500 a year who volunteer to coordinate their efforts through the SBC International Mission Board (IMB), on mission trips or short-term mission assignments. An extremely generous number used to identify what percent of the world population is Christian is around 20%, but this number represents every brand of Christianity, including Mormonism, Jehovah's Witnesses and others which Southern Baptists would deem to be non-Christian cults. Actual born-again, Bible-believing Christians would number far less than the suggested 20% amount; more likely the number would be around 7% of the world's population.
- B. Make a pie-chart (see display poster 3) of the extreme challenges we face before effectively reaching the lost. You can use the handout, or allow students to do this exercise on a chalkboard or whiteboard.
 - 1) Draw a BIG circle on the whiteboard in your classroom (draw the largest possible circle your board will allow.) Tell your students that this circle represents the 7 billion+ people of the world.
 - 2) Enlist a student to draw a "pie" slice representing 20% of the world population which is Christian, by all definitions (including all evangelicals, Catholics, Jehovah's Witnesses, Mormons, etc.) Mention to your students that, while some of the groups represented in that number are saved, many of these groups are non-Christian cults, and are just as lost as any other non-believer, even though they identify themselves with Judeo-Christian cultural and religious practices.
 - 3) Ask a student to sub-divide the 20% portion of pie to represent around 7% of the total (which is a number much more likely to represent the born-again, Bible-believing, evangelical Christians.) This smaller slice or circle now represents around 475 million people, who are broadly considered to be evangelical believers.

- 4) Next, ask a student to draw a slice (or small circle) representing the 2.2 million Southern Baptists.
- 5) Lastly, ask the student to draw a smaller circle, or "dot" (inside the "Southern Baptists" area) which represents the relative size of 4880 SBC missionaries; the total number of IMB Southern Baptist missionaries whom are currently serving to spread the gospel and reach the lost of the world.

C. UUPGs, and a learning activity which contrasts heavy and light loads.

1. Heavy Loads/Light Loads - Big tasks require many hands - learning activity

(This is a crazy learning exercise, in that the hula hoop is so light, that the students will not be able to keep it down; it will seem to want to fly to the ceiling!)

- a. Place a hula hoop on top of a round table at the front of your class. Allow enough space for several volunteer students to stand around the table.
- b. Enlist between 5 and 10 student volunteers to stand around the table.
- c. Instruct each student to make a fist with their right hand, except that they are to extend their pointer finger (index finger), like a "gun". They are to place their fist/hand firmly on the table-top, with the finger extended over the hula hoop. Once the students are all evenly spaced around the table with their fists firmly placed on the table, ask them to pull back their finger for just a second...then, raise the hula hoop. Tell the students to extend their finger again, and then place the hula hoop back on top of their extended fingers.
- d. Inform the students that they must maintain contact with the hula hoop at all times, that they are not to allow the hula hoop to break contact from their finger. Instruct the students that, as a group, upon your signal, they are to SLOWLY, and GENTLY raise the hula hoop to shoulder height, and no higher, and then stop. However, remind them that their finger is to maintain contact with the hula hoop at all times.
- e. Give the signal to "Go".
- f. After the hula hoop rises higher and faster than they may expect, tell them they can try again. After a second try, enlist some new volunteers and give them a chance.
- g. Don't dwell too long on the discussion, but ask them, "What's the problem?"
- h. Take away the hula hoop and ask the second group of volunteers to perform the exact same task, but this time, instead of using the hula hoop, ask them to use one finger, each, and raise the round table; using the same instructions as before - for them to maintain contact with the table.
- i. Ask the group, "Why did it work better this time?"

2. Inform your class that as of 2003 there were 3800 different people-groups in the world which were identified as having ZERO evangelical presence. These are referred to as "Unreached, Unengaged People Groups", or UUPG's. The IMB began a strategic mission effort to reach every one of these groups in the near future. As of November 2012 the number of UUPGs has been reduced to 3133! That's great progress!

Many churches have adopted one or more of these people-groups as a part of their strategy for reaching the lost. Perhaps your church has adopted one or more UUPGs, or might want to adopt one in the future.

First Baptist Church of Euless, Texas, for example, has adopted 100 of the UUPGs, mostly made up of people groups located in India. They have committed to go (exploratory trips), visit (sending witnessing and evangelism teams), share the gospel (in targeted, coordinated strategic efforts), provide training (for potential pastors of churches), and plant churches among those people groups (by helping fund the pastor and some of the church's financial needs.)

3. Tell your students that big tasks require big cooperation, and Southern Baptists have a great strategy for working together. A small task of raising a hula hoop might not work well with lots of people and lots of hands, but reaching an unreached, unengaged people group will require many ministry partners and lots of support. To reach over 3000 UUPGs will require lots of churches working strategically together.

3. You can work with others to BE OBEDIENT and accomplish your big task.

A. What does the Bible say about GIVING?

1. Provide your students with a copy of, "on GIVING", and ask students to read through each verse and write out their own restatement of the passages.
2. Quickly, discuss what the students have identified as the Bible's instruction for GIVING.

Genesis 14:17-20

When Abraham arrived in the presence of Melchizedek, the priest, he gave a tenth of all he had.

Leviticus 27:30

It is commanded that a tenth belongs to the Lord. Under certain conditions an additional fifth is also required.

Malachi 3:10-12

It is commanded to bring the tithe (tenth) to the storehouse; implying that the tithe was to be delivered to the Jewish Temple.

Exodus 22:29

Of all your increased goods, give the first-fruits to the Lord.

Exodus 23:15

No one is to appear before the Lord empty-handed.

Exodus 34:20

Everyone is expected to give.

Leviticus 19:9-10

When you harvest your fields, leave some for the poor.

Luke 12:32-34

Your heart is where your treasures are.

I Corinthians 16:1-2

Each Sunday, put aside some money in proportion to what you have been given.

B. What does the Bible say about COOPERATION?

1. Provide your students with a copy of, "on COOPERATION", and ask students to read through each verse and write out their own restatement of the passages.
2. Quickly, discuss what the students have identified for biblical COOPERATION.

1 Corinthians 3:9-11

We work together with God.

II Corinthians 6:1

We work with God, and invite others to work with us.

Nehemiah 4:6

A collective mind to work accomplishes difficult tasks.

Acts 11:27-30

Disciples cooperated with other believers to meet the needs of others.

2 Corinthians 8:14

Several churches cooperated with others in need.

Acts 16:4-5

Struggles and victories were shared, so that all could increase.

2 Corinthians 11:8

Individual churches supported a preacher in the field while he labored with other brethren.

C. What is the CP?

Share with your students that prior to the development of the Cooperative Program all Southern Baptist missionaries approached individual churches to secure financial support for their mission work. The result was that churches had constant interruptions in their schedules and were expected to take up special offerings every month.

The most persuasive and attractive speakers succeeded in raising more funds, while missionaries doing work in some of the more remote locations were not able to make frequent trips back to the US to drum up support. There was a disparity of financial support, and the equity of support did not match the areas of greatest need.

In 1925 a group of Baptist leaders developed a strategic balanced approach, which they named the Cooperative Program. If the missionaries would agree to coordinate their work through a central office, the donations of cooperating churches could be properly distributed to make all of the work more effective and efficient.

Today, the majority of the 46,000 Southern Baptist churches share in the contributions of the Cooperative Program. Your church most likely sets aside a portion of their budget to be sent to the Cooperative Program. This means that every week, when the offering plates are passed in your church, a portion of every gift goes to support the work of the SBC. Each year messengers from all of the SBC churches meet to plan and adopt a budget which allocates the use of those funds in mission efforts, according to the will of the messengers.

In June of 2013 the SBC will meet in Houston, and again, will adopt a budget for the coordination of Cooperative Program donations for the purpose of supporting the mission work of Southern Baptists, for the fiscal year of 2013-2014.

* Inform your students that they can attend any of the annual meetings of the Southern Baptist Convention as messengers from your church, and can participate in making the decisions that direct financial support to missions and ministry. They should be encouraged to talk with the pastor about being endorsed as messengers by your church. The process of messenger selection usually takes place in April or May in each individual church.

Identify what your church does regarding the CP.

Share with your students what portion of your church's annual budget is designated to go to the Cooperative Program. Help to understand how many actual dollars that percentage represents.

D. **VIDEO** - Share the 3:15 minute video on the Cooperative Program. Find the video download at www.whatiscp.com in the resources.

4. Closing challenge

Close by challenging your students to know that giving in cooperation equals obedience to the Lord's Great Commission, if it supports coordinated mission efforts. Also, challenge some of your students to consider becoming messengers or guests to the annual SBC, held in June, and attend the convention as a group. Each church is allowed a certain number of messengers, but there is no limit to the number of guests which can attend.

DUTY ROSTER - A game of tasks

This game will introduce the students to cooperative problem solving and team activity.

THE SETUP:

1. Distribute one DUTY ROSTER CARD to each of your students.
2. Instruct the students that the playing card they received contains a list of three possible actions. **Students will not need to do all three actions, but will select only one action from their card** to accomplish within their small groups of three or more students.
2. Have the students gather into small groups with at least two other people (making groups of three, or more.)
3. Select a single task from EACH member's card, which all members of the group must perform, at the same time they are accomplishing the other team member's actions, simultaneously. They must perform an action for each member in their group (if there are four members, then four simultaneous actions must be undertaken; if the group has five members, then five actions must be completed simultaneously, etc.)
4. There should be as many different actions being performed, as there are members in their group; no duplicated actions.

TO PLAY:

Place leaders around the room. Teams must quickly decide how to do all tasks simultaneously. Then, they must perform their tasks collectively for one of the leaders. Any leader can announce the first team which "performs" for them, as the winner.

TO WIN:

Leaders must be prepared to celebrate with a big announcement, each time a group completes their tasks. They must also verify that an individual task is being performed from each member's list. The first team to perform their tasks simultaneously in front of one of the leaders wins.

THE FOLLOWUP DISCUSSION:

Allow students to comment on their experiences and observations. Here are some of the insights they may identify:

- * Some jobs must be accomplished with the help of others.
- * Each new team member adds to the group by helping to share the planning and task-load.
- * Each new team member adds to the personality of the group.
- * The ideas of new team members change the group dynamic and add new duties.

THE REPLAY:

If you choose to play a second round, regroup the teams, and then tell the students they cannot use the same action from their card, which was used in the first round.

*** Mention that today's lesson focuses on three tasks which are assigned to all believers from the Great Commission -- Matthew 28:19-20 - and we will learn how it becomes easier to accomplish these three tasks if we work together with others.**

DUTY ROSTER cards. For the game, DUTY ROSTER. Provide one for each student.

DUTY ROSTER - Use ONE of these actions.

Hold hands with all other team members

Touch the shoes of someone from another group

Point to different people while reciting, "Eeny, Meeny, Miney, Moe..."

DUTY ROSTER - Use ONE of these actions.

Run in place for 20 seconds

Flap your arms like bird wings

Do "the wave" in your small group

DUTY ROSTER - Use ONE of these actions.

Whistle the same tune (all in your group must do it)

Repeat aloud, "Simply silly, Sheldon", six times

Announce twice, "Let's do lunch, call me at ____" (add your phone number)

DUTY ROSTER - Use ONE of these actions.

Tap dance for 20 seconds

Announce three times, "Come with me to church, next week"

Stick out your elbows and chicken dance

DUTY ROSTER - Use ONE of these actions.

Sing all of, "Mary had a little lamb..."

Spread your arms like airplane wings and soar around the room

Pretend your hands are blooming flowers, opening the fingers like petals

DUTY ROSTER - Use ONE of these actions.

March in a large circle

Touch your elbows in the front, then back, five times

Shake your hands rapidly for 20 seconds

DUTY ROSTER - Use ONE of these actions.

Bow down before 5 other people

Scoot a chair ten feet forward, then back

Cry out, "Work with me, people! Work with me!"

DUTY ROSTER - Use ONE of these actions.

Clap your hands for 20 seconds

Look rapidly to the right and left ten times, repeating, "Squirrel!"

Nod your head to a steady beat for 20 seconds

DUTY ROSTER - Use ONE of these actions.

Make a sound like a motorcycle

Ask to borrow a pencil or pen

Moo like a cow, and pretend to chew hay

DUTY ROSTER - Use ONE of these actions.

Touch all four walls in the room

Touch your forehead to your knees for 20 seconds

Play a Christian song using someone's device

DUTY ROSTER cards. For the game, DUTY ROSTER. Provide one for each student.

DUTY ROSTER - Use ONE of these actions.

Yell loudly, "Stop, Drop and Roll", three times

Propose marriage to five different people

Call one of your youth workers on their phone

DUTY ROSTER - Use ONE of these actions.

Shout twice, "CP stands for the Cooperative Program"

Hold a chair off the floor with each hand

Sing part of, "Now you're just somebody that I used to know..."

DUTY ROSTER - Use ONE of these actions.

Pretend to throw hand grenades and announce, "Here's a love bomb!"

Call loudly, "Well, would you look at that!", and point randomly

Hold an open book in each hand

DUTY ROSTER - Use ONE of these actions.

Turn the lights off and on in the room

Smile and wink at 10 others, saying, "Yeah?, Right?"

Hop on your right foot ten times

DUTY ROSTER - Use ONE of these actions.

Quack like a duck, ten times

Clap your hands for 20 seconds

Hold an open book in each hand

DUTY ROSTER - Use ONE of these actions.

Hold hands with all other team members

Hop on your right foot ten times

March in a large circle

DUTY ROSTER - Use ONE of these actions.

Nod your head to a steady beat for 20 seconds

Pretend to throw hand grenades and announce, "Here's a love bomb!"

Propose marriage to five different people

DUTY ROSTER - Use ONE of these actions.

Quack like a duck, ten times

Run in place for 20 seconds

Smile and wink at 10 others, saying, "Yeah?, Right?"

DUTY ROSTER - Use ONE of these actions.

Stick out your elbows and chicken dance

Swing both arms over your head, wildly

Touch all four walls in the room

DUTY ROSTER - Use ONE of these actions.

Hop on your left foot ten times

Squat down and waddle for 15 steps

Swing both arms over your head, wildly

Our Great Commissioning

Matthew 28:19-20

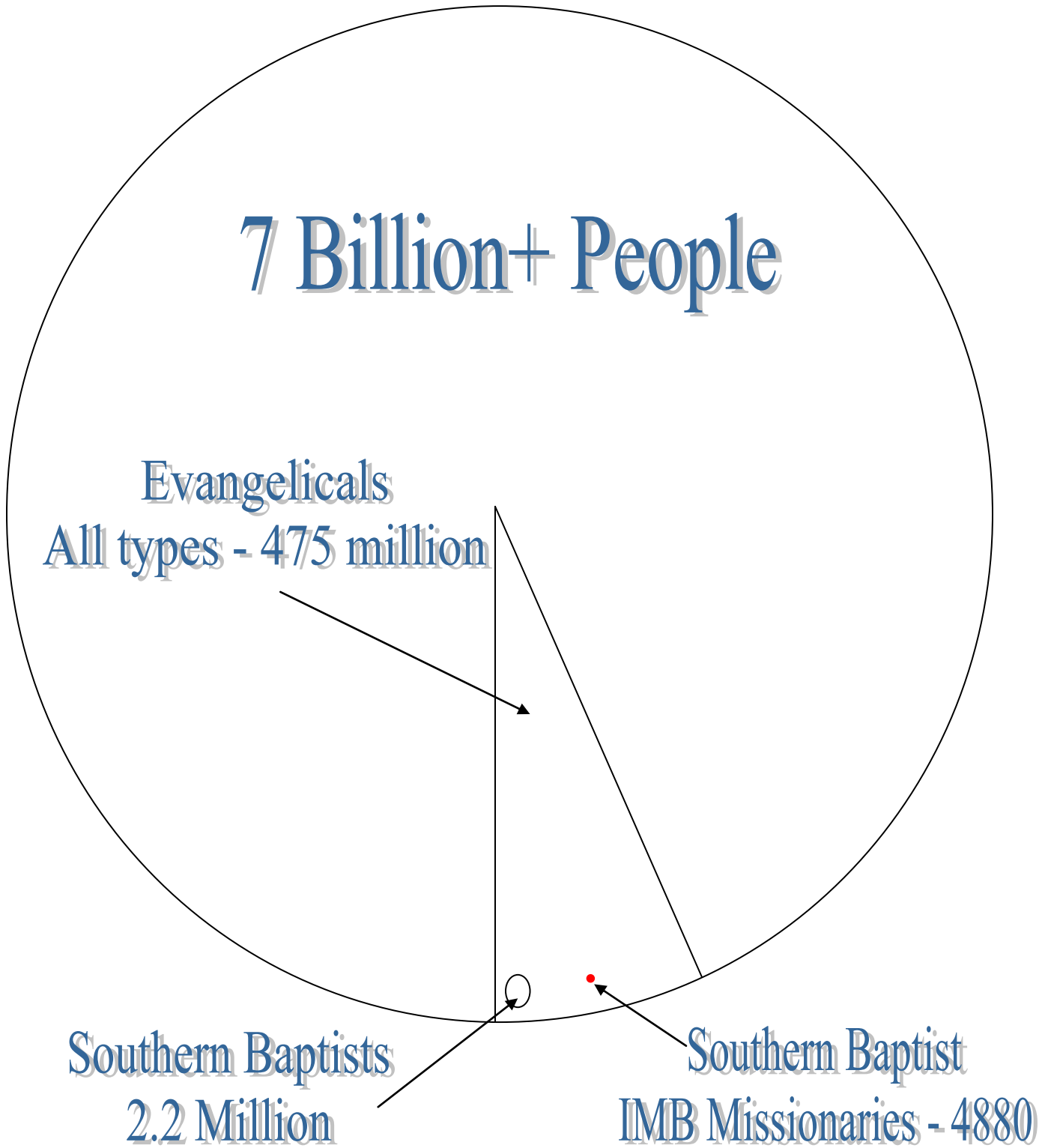
19 **Go**, therefore, and **make disciples**
of all nations, baptizing them in
the name of the Father and of the
Son and of the Holy Spirit,

20 **Teaching them to observe**
everything I have commanded
you. And remember, I am with you
always, to the end of the age.”

Go

**Make baptized
disciples of
all nations**

**Teach them to obey
my commands**



Your Church's Giving

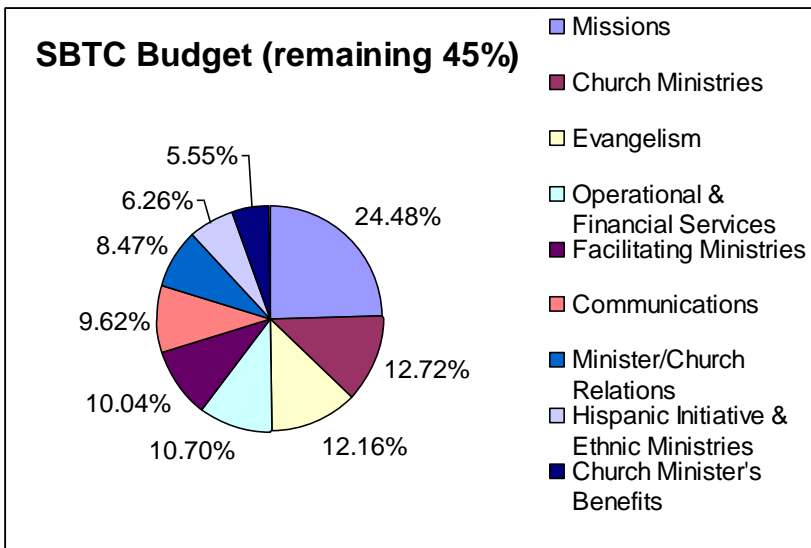
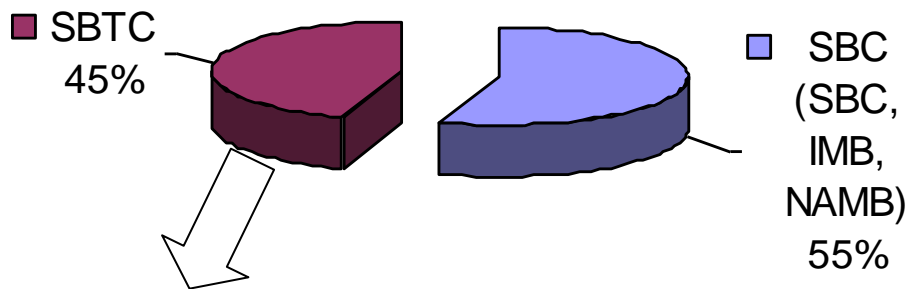
Giving to the Cooperative Program through the SBTC

As your church supports worldwide causes through the SBTC the larger portion goes to out-of-state ministry and mission support.

55% Supports missions and ministry outside of Texas (SBC, IMB, NAMB)

45% Supports missions and ministry inside of Texas

(divided approx: Missions – 24%, Church Ministries – 13%, Evangelism – 12%, Operations – 11%, Facilitating Ministries – 10%, Communications - 10%, Minister/Church Relations – 8%, Hispanic Initiative – 6%, Church Minister's Benefits - 6%)



GIVING
+
COOPERATION

=

OBEDIENCE

to

Matthew 28:19-20

on GIVING

What does the Bible say on “giving”? Here are a few verses that will help. Restate the main point of each verse in your own words.

Genesis 14:17-20

17 After Abram returned from defeating Chedorlaomer ... Melchizedek ... who was a priest to God Most High ... blessed him and said: “Abram is blessed by God Most High, Creator of heaven and earth, 20 and I give praise to God Most High who has handed over your enemies to you.” And Abram gave him a tenth of everything.

Main Point - _____

Leviticus 27:30

30 Every tenth of the land's produce, grain from the soil or fruit from the trees, belongs to the Lord...

Main Point - _____

Malachi 3:10-12

10 Bring the full tenth into the storehouse so that there may be food in My house. Test Me in this way,” says the Lord of Hosts. “See if I will not open the floodgates of heaven and pour out a blessing for you without measure. 11 I will rebuke the devourer for you, so that it will not ruin the produce of your land...” says the Lord of Hosts.

Main Point - _____

Exodus 22:29

29 You must not hold back offerings from your harvest or your vats. Give Me the firstborn of your sons.

Main Point - _____

Exodus 23:15

15 Observe the Festival of Unleavened Bread ...No one is to appear before Me empty-handed.

Main Point - _____

Exodus 34:20

20 ...You must redeem all the firstborn of your sons. No one is to appear before Me empty-handed.

Main Point - _____

Leviticus 19:9-10

9 “When you reap the harvest of your land, you are not to reap to the very edge of your field or gather the gleanings of your harvest. 10 You must not strip your vineyard bare or gather its fallen grapes. Leave them for the poor and the foreign resident.

Main Point - _____

Luke 12:32-34

33 Sell your possessions and give to the poor. Make money-bags for yourselves that won't grow old, an inexhaustible treasure in heaven, where no thief comes near and no moth destroys. 34 For where your treasure is, there your heart will be also.

Main Point - _____

I Corinthians 16:1-2

2 On the first day of the week, each of you is to set something aside and save in keeping with how he prospers...

Main Point - _____

on COOPERATION

What does the Bible say on “cooperation”? Here are a few verses that will help. Restate the main point of each verse in your own words.

1 Corinthians 3:9-11

9 For we are God’s coworkers. You are God’s field, God’s building.

Main Point - _____

II Corinthians 6:1

Working together with Him, we also appeal to you, “Don’t receive God’s grace in vain.”

Main Point - _____

Nehemiah 4:6

6 So we rebuilt the wall until the entire wall was joined together up to half its height, for the people had the will to keep working.

Main Point - _____

Acts 11:27-30

27 In those days some prophets came down from Jerusalem to Antioch. 28 Then one of them, named Agabus, stood up and predicted by the Spirit that there would be a severe famine throughout the Roman world. This took place during the time of Claudius. 29 So each of the disciples, according to his ability, determined to send relief to the brothers who lived in Judea. 30 They did this, sending it to the elders by means of Barnabas and Saul.

Main Point - _____

2 Corinthians 8:14

14 at the present time your surplus is available for their need, so their abundance may also become available for our need, so there may be equality.

Main Point - _____

Acts 16:4-5

4 As they traveled through the towns, they delivered the decisions reached by the apostles and elders at Jerusalem for them to observe. 5 So the churches were strengthened in the faith and increased in number daily.

Main Point - _____

2 Corinthians 11:8

8 I robbed other churches by taking pay from them to minister to you.

Main Point - _____