




TEXAS MISSIONS

for kids

Lesson 2 BORDERLANDS



Blessings on each of you who teach children about the missions work of God in Texas through the ministry of the Southern Baptists of Texas Convention. We hope you will learn about our state missions efforts as you teach the children in your church and/or community.

START-UP PREP:

Please begin your preparation in prayer.

Pray for:

- Guidance from the Holy Spirit as you prepare to share about missions work in the state of Texas
- The children to have open ears to listen and develop a love for missions work in their home state
- The missionaries, their families and their mission work

As you prepare for the following lesson, please notice that you will want to print the available downloadable material. Also, you need to acquire a Texas road map. Adhesive putty, yarn or string and a DVD player are also needed.

An email is provided at the end of the lesson. This is an email to send parents to explain the day's lesson and gives parents missional ideas for their families.

Use the following lesson as needed in your ministry - as a complete lesson or to supplement another lesson

What's Included & Needed

INCLUDED:

- Intro activity
- Missions DVD (downloadable at sbtexas.com/missions4kids)
- Missions Story
- Missions Activity & Activity Pages
- Family Missions Challenge (optional). Print a copy to send home with each child

NEEDED:

- Texas state map that includes Mexico border area near El Paso
- Push pins/tape/adhesive putty
- Yarn or string
- DVD player or device to play missions video
- Maps of Texas and Mexico for each child to color (be sure to provide crayons, colored pencils and/or washable markers to use)
- Mailing labels with the focal Bible verse printed on it for each child (Matthew 28:19 - on page two)
- Optional: Musical instruments to use when singing the children's songs.

Printed Signs

- Chuy Avila and his family with their names
- Picture of a tent
- Words to "Jesus Loves Me" in Spanish



Focal Bible Verse for the Week:

"Go therefore and make disciples of all the nations, baptizing them in the name of the Father and of the Son and of the Holy Spirit." Matthew 28:19

INTRO ACTIVITY:

(This activity should last between five to six minutes)

BEFORE CLASS—FIND OUT:

1. How many miles it is from your town to El Paso then on to Juarez and Chihuahua, Mexico
2. How much time it takes to travel to El Paso and Juarez
3. Locate the towns on the map so you can assist the children in finding the towns
4. How to sing "Jesus Loves Me" in Spanish

LOCATE TODAY'S TEXAS CITY

OBJECTIVE: Pinpoint your present location and the city being discussed.

As children arrive at the Missions Track, greet them by saying, "Buenos Dias" (Spanish for good morning or good day). Ask the children to sit where they can see the map of Texas.

ASK THE CHILDREN:

1. Who can remind us what this is a map of? (Texas)
2. Raise your hand if you can show us where our town is located (if you are doing this on day two of VBS, ask who can show you where the hospital discussed yesterday is located (Houston)
3. Raise your hand if you know the country located right below Texas? (Mexico)

Today we are going to learn about an area we call the borderlands. It is called borderlands because the area is right on the border, which means the line that separates two countries. In this case, it is the border between the United States and Mexico. The city we are learning about in Texas is El Paso. It is right across the border from a city in Mexico called Juarez.

SUPPLIES NEEDED:

- Texas state map (with Mexico showing, if possible)
- Push pins/tape/adhesive putty
Yarn or string (enough to reach between your town and El Paso and then El Paso and Juarez)
- Depending on the size of your group, this activity may be completed as a class activity or small group activity.

If you choose to do the activity as a small group, please provide one set of supplies for each group.

(Ask if anyone knows where the two cities are located and then show the children where they are. Attach the yarn or string from your city to El Paso then another section of string or yarn from El Paso to Juarez.)

4. Can anyone guess how many miles it is to El Paso from our town? (You should be prepared with the answer.) Tell the children how much farther it is to Juarez. Tell the children they could drive or walk across the border between the cities.
5. Who would like to guess how long it would take to travel to El Paso in a car?

Say, "Let's begin learning about Chuy Avila who is a church planter missionary. He and his family live in El Paso."



Focal Bible Verse for the Week:

"Go therefore and make disciples of all the nations, baptizing them in the name of the Father and of the Son and of the Holy Spirit." Matthew 28:19

MISSIONS STORY

(Play DVD: The DVD introduces the Texas missions story for the day. It is not intended to tell the story.)

Boys and girls, all week long we are going to use the same important verse we learned yesterday (or last week). Does anyone remember what book of the Bible our verse is from? (Matthew) [Open your Bible to Matthew 28:19 and read the verse aloud to the children.]

Matthew 28:19 says, "Go therefore and make disciples of all the nations, baptizing them in the name of the Father and of the Son and of the Holy Spirit."

Raise your hand if you can remind us what this verse means. That's right. This verse commands us to teach people to follow Christ's commands and instructions. Jesus wants us to do our part to help everyone in every nation know about God's love for us and how to accept Jesus as Savior and obey him in every way. After people accept Christ as Savior, they are to be baptized (you can stop and follow up on this specifically at the end of your session, depending on what you know the children are learning in their other tracks during VBS). Missionaries sometimes move to other countries, states or cities just so they can tell people about Jesus.

Our story today is about a family who lives in El Paso. Mr. Chuy Avila lives in El Paso with his wife Martha. When Chuy was a little boy, he lived right across the border in Juarez, Mexico (point to the cities as you say their names). A Baptist missionary came to town when Chuy was 6 years old and preached in a tent revival. Having a tent revival just means that the worship service takes place outside in a big tent instead of in a building. Chuy's family attended the tent revival. Later, the missionary visited Chuy's home and his parents accepted Christ as their Savior.

Chuy grew up going to church with his family and after he was married, he became a Christian at the age of 21. Chuy learned to follow Jesus and before long, Chuy's wife accepted Jesus too! Not too long after that, Chuy and Martha knew God wanted them to start a church in Mexico, so they organized church meetings in people's homes and later started seven churches in Juarez, Mexico.

Sometime later, Chuy and Martha followed God's call and helped start churches in Tennessee, Midland and Laredo, and now they live in El Paso. There are lots of exciting things going on in El Paso! Chuy started a special place to teach people how to start churches. It is called the Hispanic Baptist Institute for Biblical Studies. Students from the institute help invite people from all over the city to hear about Jesus. In one recent event, 700 people prayed to ask Jesus to be their Savior! This year they plan to start five new churches in El Paso: one Indian, two Hispanic, one English and one bilingual.

Let's pray together for our missionaries in the borderlands as they continue to tell as many people as possible about God's love for them!



Focal Bible Verse for the Week:

"Go therefore and make disciples of all the nations, baptizing them in the name of the Father and of the Son and of the Holy Spirit." Matthew 28:19

MISSIONS ACTIVITY

OBJECTIVE: To pray for...

1. The Avila family as they minister
2. The people who live in Juarez, Mexico and El Paso who need to hear about Jesus
3. The leaders and students of the Hispanic Baptist Institute for Biblical Studies as they work to start churches in El Paso
4. Ourselves as we learn how to sing "Jesus Loves Me" in Spanish

You can choose between the activities below or do them both, depending on your time and group size.

ACTIVITY 1 • SING & PRAY

Display the poster of the song. If the children in your group are older, explain that these might be songs they could help teach younger children at special events or in home groups as they work to start churches with families who have children.

Optional: After the children sing the song through, offer a variety of musical instruments for them to use as they repeat the songs.

For **Activity 2** see following page.

SUPPLIES NEEDED:

- DVD player and DVD or device to play downloaded video of the Borderlands (sbtexas.com/missions4kids)
- Printed Signs
 1. "Jesus Loves Me"
Optional: Musical instruments
 2. Picture of Chuy Avila
- Mailing labels or stickers with Matthew 28:19 pre-printed (or strips of paper with the printed verse and glue sticks)
- Texas flag. Provide crayons, colored pencils or washable markers, depending on your age group of students and what you have available.
- Texas/Mexico maps



Focal Bible Verse for the Week:

"Go therefore and make disciples of all the nations, baptizing them in the name of the Father and of the Son and of the Holy Spirit." Matthew 28:19

MISSIONS ACTIVITY

ACTIVITY 2 • ADD THE BIBLE VERSE TO A FLAG

Let the children color the Texas flag and Texas/Mexico map. Guide the children to affix the Bible verse to the back of their flags or the base of the flag staff. If you are using the flag pattern, let the children see the flag poster or a sample of the flag and let them color in their flag accordingly. Flag staffs are not necessary for the pattern flag to be waved (think Olympic champions waving their country's flags after a victory).

Divide the children into five groups. Assign each group part of the verse

- Group 1:** Go therefore and make disciples
- Group 2:** of all the nations, baptizing them
- Group 3:** in the name of the Father
- Group 4:** and of the Son
- Group 5:** and of the Holy Spirit

Ask the children to practice their phrases and have them say their phrases aloud and put the verse in order. Have the children wave their flag as they say their verse and hold their flags still when other groups say their phrases.

Have all groups join in at the conclusion of the verse and wave their flags and say, "Matthew 28:19." For older ages of children, divide the verse into fewer sections or explain that this is how they could teach the verse to younger children on a Mission trip.

At the conclusion of the singing and/or flag waving, invite the children to join you in praying for the following:

1. The Avila family and their work in the borderlands
2. That they will remember to invite someone to pray for the people who live in Juarez, Mexico and El Paso who need to hear about Jesus
3. The leaders and students of the Hispanic Baptist Institute for Biblical Studies as they work to start churches in El Paso

If your group is large, you can divide into three groups and have them pray for their assigned prayer requests. If someone in your group would like to read the verse in Spanish, the children might enjoy hearing and/or trying to say the verse in Spanish as well.

A FAMILY CHALLENGE

The following page is an optional activity to engage families. The VBS director or children's minister can send this activity to families through email, Facebook, or the church's website.



Focal Bible Verse for the Week:

"Go therefore and make disciples of all the nations, baptizing them in the name of the Father and of the Son and of the Holy Spirit." Matthew 28:19

TEXAS MISSIONS FAMILY CHALLENGE

Dear Parents,

Today during our missions time, we learned about Chuy and Martha Avila. They live in El Paso and are working with their church members to start five new churches in El Paso this year. Chuy grew up across the border in Mexico in Juarez. He grew up going to church with his family but did not accept Jesus as his Savior until he was 21 years old. Chuy and Martha started churches in Juarez as well as other places in Texas and Tennessee before God brought them back to El Paso. Now they also work with the Hispanic Baptist Institute for Biblical Studies where they help people learn how to start churches.

Today we learned how to sing a few songs in Spanish and we also learned our verse for this week, Matthew 28:19. Ask your child if he or she can sing the songs for you. You can watch a video about Chuy Avila and his family's work in El Paso by visiting sbtexas.com/missions4kids and click on the lesson for day two.

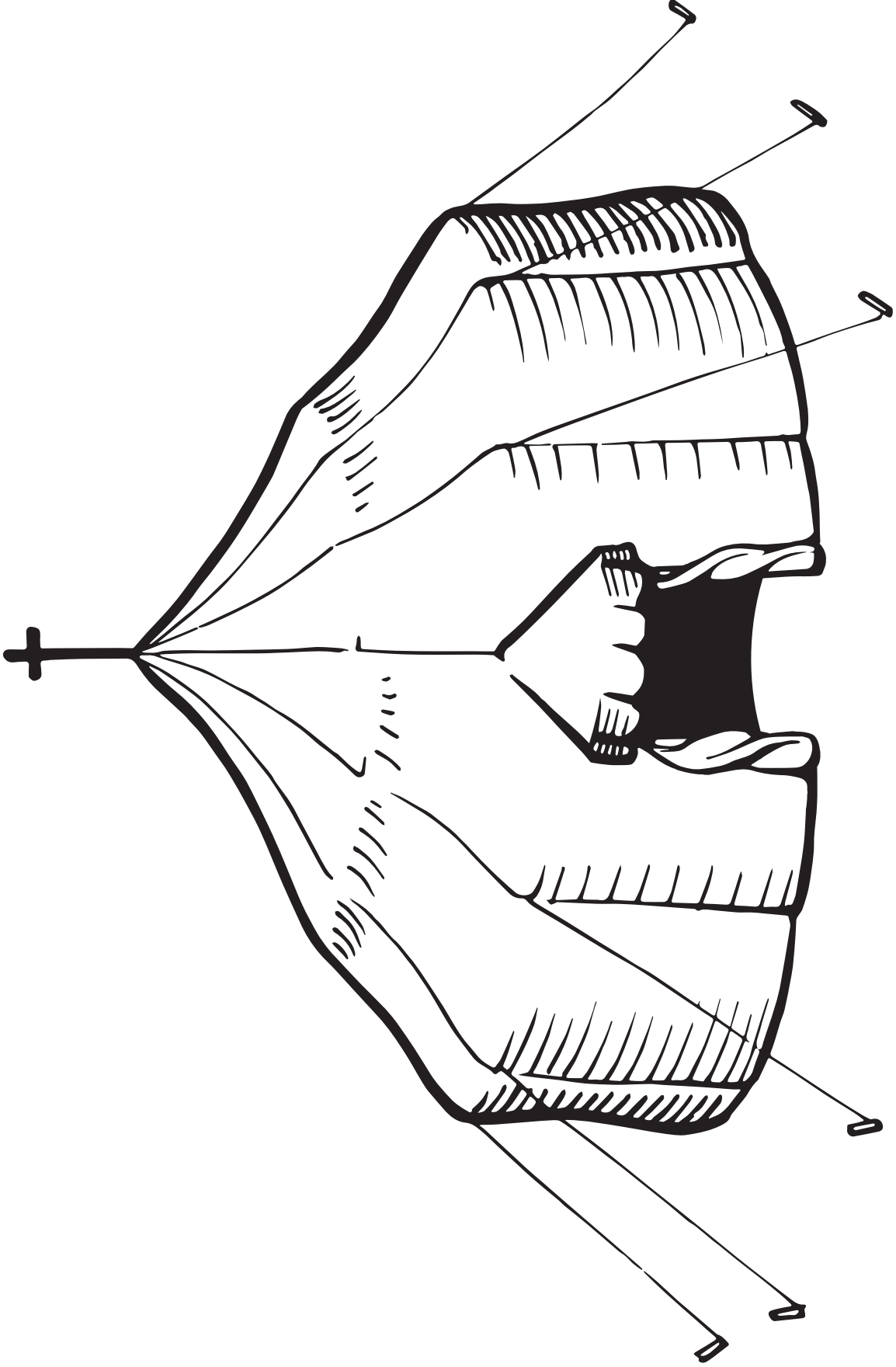
Children enjoy learning about people from different countries and cultures. Today we learned about ministering to Spanish and English-speaking people in El Paso. If you speak another language or even if your child is interested in another country or language, help him or her find resources to learn simple songs or a different language translation of the Bible to learn our verse this week.


Here are some things you can do this month to help your child focus on missions in Texas:

1. Work on learning the missions verse together. Our verse for the week is Matthew 28:19: "Go therefore and make disciples of all the nations, baptizing them in the name of the Father and of the Son and of the Holy Spirit."
2. From time to time when you see a sign in Spanish, you can remember with your child the work of Chuy and Martha Avila in El Paso and pray for them as they work to start five different churches this year. The churches they are starting will be Indian, English, Spanish and bilingual.
3. Ask your child to show you the Texas flag and map from the missions class today and ask him or her to tell you what cities in Texas and Mexico they know of where missionaries work to tell people about Jesus.



Chuy Avila & His Family







Jesus Loves Me

Jesus loves me, this I know,
For the Bible tells me so,
Little ones to Him belong,
They are weak, but He is strong.

Yes, Jesus loves me,
Yes, Jesus loves me,
Yes, Jesus loves me,
The Bible tells me so.

Jesus loves me, He who died,
Heaven's gate to open wide,
He will wash away my sin,
Let His little child come in.

Jesus loves me, He will stay
Close beside me all the way,
Then His little child will take
Up to Heaven, for His dear sake.

Cristo Me Ama

**Cristo me ama, bien lo sé,
Su Palabra me hace ver,
Que los niños son de Aquél
Quien es nuestro Amigo fiel.**

**Cristo me ama,
Cristo me ama,
Cristo me ama,
La Biblia dice así.**

**Cristo me ama, pues murió,
Y el Cielo me abrió,
Él mis culpas quitará,
Y la entrada me dará.**

**Cristo me ama, es verdad,
Y me cuida en Su bondad,
Cuando muera, si soy fiel,
Viviré allá con Él.**

Focal Bible Verse for the Week:

**Go therefore and make disciples
of all the nations, baptizing them in the
name of the Father and of the Son
and of the Holy Spirit.**

Matthew 28:19